



UK Garden Buildings Elite Price List

'UK Garden Buildings Rugeley Ltd' is an introducer appointed representative of Ideal Sales Solutions Ltd T/A Ideal4Finance. Ideal Sales Solutions is a credit broker and not a lender (FRN 703401). Finance available subject to status. The rate offered is always provisional and will depend upon your personal circumstances, the loan amount and term. (April 2021)





The Dalbury/Combination/Canopy - Includes EPDM Rubber Roof and MDF Internals

6ft Gable Size	Building Price	Concealed Nailing	Cedar	Insulated Floor	External Painting (Not Cedar)	Laminate Floor	Guttering & Downpipe (Black/White)	Bearers	Plinth Kit (3 Sides)
8' x 6' (2.43m x 1.82m)	£3,220	£510	£5,300	£170	£540	£430	£80	£75	£105
10' x 6' (3.04m x 1.82m)	£3,870	£595	£6,385	£195	£595	£470	£90	£90	£115
12' x 6' (3.65m x 1.82m)	£4,525	£685	£7,475	£215	£660	£500	£95	£125	£130
14' x 6' (4.26m x 1.82m)	£5,185	£775	£8,550	£245	£720	£540	£105	£125	£140
16' x 6' (4.87m x 1.82m)	£5,840	£870	£9,625	£270	£780	£580	£115	£170	£150
18' x 6' (5.48m x 1.82m)	£6,495	£955	£10,700	£290	£835	£615	£130	£170	£160
20' x 6' (6.09m x 1.82m)	£7,140	£1045	£11,795	£310	£895	£650	£135	£170	£170
22' x 6' (6.70m x 1.82m)	£7,800	£1,135	£12,865	£335	£955	£690	£145	£200	£180
24' x 6' (7.31m x 1.82m)	£8,460	£1,225	£13,950	£355	£1,015	£725	£160	£275	£190
Additional 2ft	£660	£95	£1,085	£30	£65	£40	£10	£30	£10
8ft Gable Size	Building Price	Concealed Nailing	Cedar	Insulated Floor	External Painting (Not Cedar)	Laminate Floor	Guttering & Downpipe (Black/White)	Bearers	Plinth Kit (3 Sides)
8' x 8' (2.43m x 2.43m)	£3,570	£600	£5,900	£195	£595	£465	£80	£105	£125
10' x 8' (3.04m x 2.43m)	£4,290	£685	£7,075	£215	£660	£515	£90	£105	£140
12' x 8' (3.65m x 2.43m)	£5,000	£780	£8,255	£245	£720	£565	£95	£145	£150
14' x 8' (4.26m x 2.43m)	£5,720	£870	£9,435	£270	£780	£610	£105	£145	£160
16' x 8' (4.87m x 2.43m)	£6,435	£960	£10,600	£290	£835	£660	£115	£180	£170
18' x 8' (5.48m x 2.43m)	£7,140	£1,045	£11,795	£310	£895	£710	£130	£180	£180
20' x 8' (6.09m x 2.43m)	£7,865	£1,130	£12,970	£340	£955	£750	£135	£180	£190
22' x 8' (6.70m x 2.43m)	£8,580	£1,225	£14,150	£365	£1,015	£800	£145	£210	£200
24' x 8' (7.31m x 2.43m)	£9,295	£1,315	£15,325	£385	£1,080	£850	£160	£285	£210
Additional 2ft	£720	£90	£1,185	£30	£65	£55	£10	£20	£10
10ft Gable Size	Building Price	Concealed Nailing	Cedar	Insulated Floor	External Painting (Not Cedar)	Laminate Floor	Guttering & Downpipe (Black/White)	Bearers	Plinth Kit (3 Sides)
8' x 10' (2.43m x 3.04m)	£4,290	£685	£7,075	£215	£660	£515	£80	£115	£150
10' x 10' (3.04m x 3.04m)	£5,065	£780	£8,355	£240	£720	£575	£90	£115	£160
12' x 10' (3.65m x 3.04m)	£5,840	£870	£9,635	£265	£780	£630	£95	£150	£170
14' x 10' (4.26m x 3.04m)	£6,610	£960	£10,950	£290	£835	£690	£105	£150	£180
16' x 10' (4.87m x 3.04m)	£7,385	£1,045	£12,115	£310	£895	£750	£115	£190	£190
18' x 10' (5.48m x 3.04m)	£8,160	£1,130	£13,295	£340	£960	£810	£125	£190	£200
20' x 10' (6.09m x 3.04m)	£8,925	£1,225	£14,470	£360	£1,015	£875	£135	£190	£210
22' x 10' (6.70m x 3.04m)	£9,710	£1,315	£15,645	£385	£1,080	£935	£145	£220	£220
24' x 10' (7.31m x 3.04m)	£10,480	£1,400	£16,830	£410	£1,130	£990	£160	£295	£235
Additional 2ft	£780	£95	£1,275	£30	£65	£65	£10	£20	£10





The Dalbury/Combination/Canopy - Includes EPDM Rubber Roof and MDF									
12ft Gable Size	Building Price	Concealed Nailing	Cedar	Insulated Floor	External Painting (Not Cedar)	Laminate Floor	Guttering & Downpipe (Black/White)	Bearers	Plinth Kit (3 Sides)
8' x 12' (2.43m x 3.65m)	£6,195	£870	£11,185	£240	£720	£565	£80	£130	£170
10' x 12' (3.04m x 3.65m)	£7,140	£960	£12,435	£265	£780	£630	£90	£130	£180
12' x 12' (3.65m x 3.65m)	£8,100	£1,050	£13,685	£290	£835	£705	£100	£165	£190
14' x 12' (4.26m x 3.65m)	£9,050	£1,130	£14,940	£310	£895	£775	£110	£155	£200
16' x 12' (4.87m x 3.65m)	£9,530	£1,225	£15,415	£340	£910	£850	£120	£200	£210
18' x 12' (5.48m x 3.65m)	£10,960	£1,315	£17,430	£360	£1015	£915	£130	£200	£220
20' x 12' (6.09m x 3.65m)	£11,910	£1,405	£19,215	£385	£1,055	£990	£140	£200	£230
22' x 12' (6.70m x 3.65m)	£12,865	£1,495	£19,935	£410	£1,130	£1,050	£150	£230	£240
24' x 12' (7.31m x 3.65m)	£13,815	£1,575	£21,185	£430	£1,195	£1,135	£160	£305	£250
Additional 2ft	£960	£90	£1,375	£30	£65	£75	£10	£20	£10
14ft Gable Size	Building Price	Concealed Nailing	Cedar	Insulated Floor	External Painting (Not Cedar)	Laminate Floor	Guttering & Downpipe (Black/White)	Bearers	Plinth Kit (3 Sides)
8' x 14' (2.43m x 4.26m)	£7,625	£1,045	£14,115	£265	£780	£605	£80	£140	£190
10' x 14' (3.04m x 4.26m)	£8,875	£1,130	£15,540	£290	£835	£695	£90	£140	£200
12' x 14' (3.65m x 4.26m)	£10,125	£1,225	£16,970	£310	£895	£780	£95	£180	£210
14' x 14' (4.26m x 4.26m)	£11,375	£1,315	£18,400	£340	£960	£865	£105	£180	£220
16' x 14' (4.87m x 4.26m)	£12,630	£1,405	£19,830	£360	£1,015	£945	£115	£210	£230
18' x 14' (5.48m x 4.26m)	£13,875	£1,495	£21,265	£385	£1,080	£1,025	£130	£210	£240
20' x 14' (6.09m x 4.26m)	£15,120	£1,575	£22,680	£410	£1,130	£1,110	£135	£210	£250
22' x 14' (6.70m x 4.26m)	£16,375	£1,670	£24,115	£430	£1,195	£1,195	£145	£250	£265
24' x 14' (7.31m x 4.26m)	£17,625	£1,760	£25,545	£455	£1,250	£1,285	£160	£315	£275
Additional 2ft	£1,255	£90	£1,435	£25	£65	£90	£10	£20	£10

Partition Price for Dalbury Combination (please note doors are not included)									
6'ft (1.82m)	£360	8'ft (2.43m)	£450	10'ft (3.04m)	£540	12ft (3.65m)	£630	14ft (4.26m)	£720

Price for Dalbury Canopy - Includes Rear Panel As Standard			
	Standard Canopy (per 2ft)	Half Return	Full Return
6ft Gable	£245	£185	£360
8ft Gable	£330	£220	£450
10ft Gable	£420	£275	£540
12ft Gable	£510	£315	£630
14ft Gable	£600	£360	£720
Cedar Canopy	Priced On Application		





The Kingsley - Includes Felt Tiled Roof and MDF Internals											
Size	Building Price	Concealed Nailing	Cedar	Insulated Floor	External Painting (Not Cedar)	Laminate Floor	Guttering & Downpipe (Black/White)	Bearers	Plinth Kit (5 Sides)	Cedar Slats	Cedar Shingles/ Slate Eco Tiles
8' x 8' (2.43m x 2.43m)	£7,140	£1,045	£11,315	£195	£600	£465	£310	£105	£130	£660	£1,315
10' x 10' (3.04m x 3.04m)	£9,520	£1,225	£14,885	£240	£720	£580	£340	£120	£140	£840	£1,670
12' x 12' (3.65m x 3.65m)	£11,900	£1,405	£18,455	£290	£840	£710	£346	£170	£150	£1,015	£2,035
The Walton - Includes Felt Tiles and MDF Internals											
6ft Gable Size	Building Price	Concealed Nailing	Cedar	Insulated Floor	External Painting (Not Cedar)	Laminate Floor	Guttering & Downpipe (Black/White)	Bearers	Plinth Kit (3 Sides)	Cedar Slats	Cedar Shingles/ Slate Eco Tiles
8' x 6' (2.43m x 1.82m)	£4,055	£750	£6,890	£170	£685	£430	£160	£75	£105	£390	£765
10' x 6' (3.04m x 1.82m)	£4,825	£840	£8,065	£195	£735	£470	£180	£90	£115	£445	£1,000
12' x 6' (3.65m x 1.82m)	£5,600	£925	£9,240	£215	£810	£500	£195	£125	£130	£495	£1,240
14' x 6' (4.26m x 1.82m)	£6,375	£1015	£10,425	£245	£870	£540	£210	£125	£140	£550	£1,480
16' x 6' (4.87m x 1.82m)	£7,140	£1,100	£11,600	£270	£930	£580	£235	£170	£150	£600	£1,800
18' x 6' (5.48m x 1.82m)	£7,925	£1,195	£12,780	£290	£985	£615	£255	£170	£160	£650	£1,955
20' x 6' (6.09m x 1.82m)	£8,695	£1,285	£13,960	£310	£1,045	£650	£275	£170	£170	£705	£2,195
22' x 6' (6.70m x 1.82m)	£9,475	£1,375	£15,1450	£335	£1,100	£690	£290	£200	£180	£760	£2,430
24' x 6' (7.31m x 1.82m)	£10,245	£1,460	£17,410	£355	£1,155	£725	£310	£275	£190	£810	£2,670
Additional 2ft	£780	£95	£1,185	£30	£65	£40	£20	£30	£10	£50	£245
8ft Gable Size	Building Price	Concealed Nailing	Cedar	Insulated Floor	External Painting (Not Cedar)	Laminate Floor	Guttering & Downpipe (Black/White)	Bearers	Plinth Kit (3 Sides)	Cedar Slats	Cedar Shingles/ Slate Eco Tiles
8' x 8' (2.43m x 2.43m)	£4,650	£840	£8,610	£195	£750	£465	£160	£105	£130	£435	£1,000
10' x 8' (3.04m x 2.43m)	£5,485	£925	£9,795	£215	£840	£515	£180	£105	£140	£495	£1,240
12' x 8' (3.65m x 2.43m)	£6,315	£1,020	£10,975	£245	£930	£565	£195	£145	£150	£540	£1,470
14' x 8' (4.26m x 2.43m)	£7,140	£1,100	£12,150	£270	£1,020	£610	£210	£145	£160	£600	£1,720
16' x 8' (4.87m x 2.43m)	£7,975	£1,250	£13,325	£290	£1,100	£660	£235	£180	£170	£650	£1,955
18' x 8' (5.48m x 2.43m)	£8,815	£1,340	£14,500	£310	£1,195	£710	£255	£180	£180	£710	£2,195
20' x 8' (6.09m x 2.43m)	£9,650	£1,435	£15,690	£340	£1,285	£750	£275	£180	£190	£760	£2,430
22' x 8' (6.70m x 2.43m)	£10,480	£1,525	£16,865	£365	£1,375	£800	£290	£210	£200	£810	£2,670
24' x 8' (7.31m x 2.43m)	£11,315	£1,615	£18,045	£385	£1,460	£850	£310	£285	£210	£870	£2,910
Additional 2ft	£840	£95	£1,185	£30	£95	£55	£20	£20	£10	£55	£245

***T & G Internal Matchboards +5% of the building cost (Max £1000 Split Sections (for standard doorway only) +7% of the building cost (Max £1000) Difficult/Limited Access - Price On Application
1 Board Higher +5% of the building cost (Max £1000) Increased Height Cedar Buildings - Price on Application. Additional Paint + £21***





The Walton - Includes Felt Tiled Roof and MDF Internals

10ft Gable Size	Building Price	Concealed Nailing	Cedar	Insulated Floor	External Painting (Not Cedar)	Laminate Floor	Guttering & Downpipe (Black/White)	Bearers	Plinth Kit (3 Sides)	Cedar Slats	Cedar Shingles/ Slate Eco Tiles
8' x 10' (2.43m x 3.04m)	£5,600	£955	£10,500	£215	£835	£515	£160	£115	£150	£495	£1,245
10' x 10' (3.04m x 3.04m)	£6,490	£1,045	£11,695	£240	£930	£575	£180	£115	£160	£540	£1,480
12' x 10' (3.65m x 3.04m)	£7,390	£1,130	£12,125	£265	£1,015	£630	£195	£150	£170	£600	£1,720
14' x 10' (4.26m x 3.04m)	£8,275	£1,225	£14,055	£290	£1,100	£690	£210	£150	£180	£650	£1,955
16' x 10' (4.87m x 3.04m)	£9,170	£1,315	£15,225	£310	£1,195	£750	£230	£190	£190	£710	£2,195
18' x 10' (5.48m x 3.04m)	£10,065	£1,400	£16,415	£340	£1,285	£810	£255	£190	£200	£760	£2,430
20' x 10' (6.09m x 3.04m)	£10,965	£1,495	£17,590	£360	£1,375	£875	£275	£190	£210	£815	£2,670
22' x 10' (6.70m x 3.04m)	£11,850	£1,575	£18,770	£385	£1,465	£935	£290	£220	£220	£870	£2,910
24' x 10' (7.31m x 3.04m)	£12,750	£1,670	£19,945	£410	£1,550	£990	£305	£295	£230	£920	£3,175
Additional 2ft	£895	£95	£1,185	£30	£95	£65	£20	£20	£10	£55	£245
12ft Gable Size	Building Price	Concealed Nailing	Cedar	Insulated Floor	External Painting (Not Cedar)	Laminate Floor	Guttering & Downpipe (Black/White)	Bearers	Plinth Kit (3 Sides)	Cedar Slats	Cedar Shingles/ Slate Eco Tiles
8' x 12' (2.43m x 3.65m)	£7,030	£1,165	£12,685	£240	£930	£565	£160	£130	£170	£540	£1,480
10' x 12' (3.04m x 3.65m)	£8,160	£1,250	£13,935	£265	£1,045	£630	£180	£130	£180	£600	£1,720
12' x 12' (3.65m x 3.65m)	£9,295	£1,340	£15,185	£290	£1,155	£705	£195	£165	£190	£650	£1,955
14' x 12' (4.26m x 3.65m)	£10,425	£1,430	£16,435	£310	£1,275	£775	£210	£165	£200	£710	£2,195
16' x 12' (4.87m x 3.65m)	£11,545	£1,525	£17,690	£340	£1,400	£850	£235	£200	£210	£760	£2,430
18' x 12' (5.48m x 3.65m)	£12,685	£1,615	£18,940	£360	£1,525	£915	£255	£200	£220	£815	£2,670
20' x 12' (6.09m x 3.65m)	£13,820	£1,700	£20,185	£385	£1,640	£990	£275	£200	£230	£870	£2,900
22' x 12' (6.70m x 3.65m)	£14,950	£1,785	£21,435	£410	£1,760	£1050	£290	£230	£240	£920	£3,145
24' x 12' (7.31m x 3.65m)	£16,075	£1,880	£22,680	£430	£1,875	£1,135	£310	£305	£250	£975	£3,390
Additional 2ft	£1,130	£95	£1,250	£30	£120	£75	£20	£20	£10	£55	£245
14ft Gable Size	Building Price	Concealed Nailing	Cedar	Insulated Floor	External Painting (Not Cedar)	Laminate Floor	Guttering & Downpipe (Black/White)	Bearers	Plinth Kit (3 Sides)	Cedar Slats	Cedar Shingles/ Slate Eco Tiles
8' x 14' (2.43m x 4.26m)	£8,695	£1,315	£15,070	£265	£1,020	£605	£160	£140	£190	£600	£1,720
10' x 14' (3.04m x 4.26m)	£9,950	£1,400	£16,435	£290	£1,155	£695	£180	£140	£200	£650	£1,955
12' x 14' (3.65m x 4.26m)	£11,200	£1,495	£17,800	£310	£1,315	£780	£195	£180	£210	£710	£2,195
14' x 14' (4.26m x 4.26m)	£12,450	£1,575	£19,175	£340	£1,465	£865	£210	£180	£220	£760	£2,430
16' x 14' (4.87m x 4.26m)	£13,700	£1,670	£20,545	£360	£1,615	£945	£235	£210	£230	£815	£2,675
18' x 14' (5.48m x 4.26m)	£14,950	£1,760	£21,915	£385	£1,760	£1,025	£255	£210	£240	£870	£2,910
20' x 14' (6.09m x 4.26m)	£16,200	£1,850	£23,280	£410	£1,915	£1,110	£275	£210	£250	£925	£3,145
22' x 14' (6.70m x 4.26m)	£17,450	£1,940	£24,650	£430	£2,060	£1,195	£290	£250	£265	£975	£3,390
24' x 14' (7.31m x 4.26m)	£18,690	£2,025	£26,020	£455	£2,200	£1,285	£310	£315	£275	£1,030	£3,625
Additional 2ft	£1,255	£95	£1,375	£25	£150	£90	£20	£20	£10	£55	£245



Partition Price for Walton (please note doors are not included)

6'ft (1.82m)	£425	8'ft (2.43m)	£535	10'ft (3.04m)	£630	12ft (3.65m)	£720	14ft (4.26m)	£810
---------------------	------	---------------------	------	----------------------	------	---------------------	------	---------------------	------

The Dukesbury - Includes Felt Tiled Roof and MDF Internals

6ft Gable Size	Building Price	Concealed Nailing	Cedar	Insulated Floor	External Painting (Not Cedar)	Laminate Floor	Guttering & Downpipe (Black/White)	Bearers	Plinth Kit (3 Sides)	Cedar Slats	Cedar Shingles/ Slate Eco Tiles
8' x 6' (2.43m x 1.82m)	£5,355	£570	£8,255	£170	£685	£430	£275	£75	£105	£445	£825
10' x 6' (3.04m x 1.82m)	£5,955	£660	£9,435	£195	£745	£470	£305	£90	£115	£500	£1,060
12' x 6' (3.65m x 1.82m)	£6,555	£750	£10,600	£215	£810	£500	£345	£125	£130	£555	£1,300
14' x 6' (4.26m x 1.82m)	£7,140	£835	£11,795	£245	£870	£540	£385	£125	£140	£605	£1,540
16' x 6' (4.87m x 1.82m)	£7,745	£930	£12,970	£270	£930	£580	£420	£170	£150	£660	£1,775
18' x 6' (5.48m x 1.82m)	£8,340	£1,020	£14,150	£290	£985	£615	£460	£170	£160	£715	£2,020
20' x 6' (6.09m x 1.82m)	£8,925	£1,100	£15,325	£310	£1,045	£650	£500	£170	£170	£765	£2,255
22' x 6' (6.70m x 1.82m)	£9,530	£1,195	£16,500	£335	£1,100	£690	£540	£200	£180	£820	£2,495
8ft Gable Size	Building Price	Concealed Nailing	Cedar	Insulated Floor	External Painting (Not Cedar)	Laminate Floor	Guttering & Downpipe (Black/White)	Bearers	Plinth Kit (3 Sides)	Cedar Slats	Cedar Shingles/ Slate Eco Tiles
8' x 8' (2.43m x 2.43m)	£6,440	£660	£9,800	£195	£750	£465	£305	£105	£125	£500	£1,060
10' x 8' (3.04m x 2.43m)	£7,090	£750	£10,985	£215	£835	£515	£345	£105	£140	£555	£1,300
12' x 8' (3.65m x 2.43m)	£7,745	£835	£12,165	£245	£930	£565	£385	£145	£150	£605	£1,540
14' x 8' (4.26m x 2.43m)	£8,395	£930	£13,335	£270	£1,020	£610	£420	£145	£160	£660	£1,775
16' x 8' (4.87m x 2.43m)	£9,055	£1,020	£14,520	£290	£1,100	£660	£460	£180	£170	£715	£2,020
18' x 8' (5.48m x 2.43m)	£9,710	£1,100	£15,700	£310	£1,195	£710	£500	£180	£180	£765	£2,255
20' x 8' (6.09m x 2.43m)	£10,360	£1,195	£16,875	£335	£1,285	£750	£535	£180	£190	£820	£2,495
22' x 8' (6.70m x 2.43m)	£10,960	£1,285	£18,055	£355	£1,375	£800	£580	£210	£200	£875	£2,730
10ft Gable Size	Building Price	Concealed Nailing	Cedar	Insulated Floor	External Painting (Not Cedar)	Laminate Floor	Guttering & Downpipe (Black/White)	Bearers	Plinth Kit (3 Sides)	Cedar Slats	Cedar Shingles/ Slate Eco Tiles
8' x 10' (2.43m x 3.04m)	£7,500	£745	£11,815	£215	£835	£515	£345	£115	£150	£555	£1,300
10' x 10' (3.04m x 3.04m)	£8,275	£835	£12,995	£240	£930	£575	£385	£115	£160	£605	£1,540
12' x 10' (3.65m x 3.04m)	£9,055	£930	£14,170	£265	£1,020	£630	£420	£150	£170	£660	£1,775
14' x 10' (4.26m x 3.04m)	£9,825	£1,020	£15,355	£290	£1,100	£690	£460	£150	£180	£715	£2,020
16' x 10' (4.87m x 3.04m)	£10,600	£1,100	£16,530	£310	£1,195	£750	£500	£190	£190	£765	£2,255
18' x 10' (5.48m x 3.04m)	£11,375	£1,195	£17,710	£340	£1,285	£810	£535	£190	£200	£820	£2,495
20' x 10' (6.09m x 3.04m)	£12,145	£1,285	£18,890	£360	£1,375	£875	£580	£190	£210	£875	£2,730
22' x 10' (6.70m x 3.04m)	£12,915	£1,375	£20,065	£385	£1,465	£935	£615	£220	£220	£930	£2,970

T & G Internal Matchboards +5% of the building cost (Max £1000) Split Sections (for standard doorway only) +7% of the building cost (Max £1000) Difficult/Limited Access - Price On Application 1 Board Higher +5% of the building cost (Max £1000) Increased Height Cedar Buildings - Price on Application. Additional Paint + £21

The Dukesbury - Includes Felt Tiles and MDF Internals

12ft Gable Size	Building Price	Concealed Nailing	Cedar	Insulated Floor	External Painting (Not Cedar)	Laminate Floor	Guttering & Downpipe (Black/White)	Bearers	Plinth Kit (3 Sides)	Cedar Slats	Cedar Shingles/ Slate Eco Tiles
8' x 12' (2.43m x 3.65m)	£8,815	£870	£14,770	£240	£930	£565	£385	£130	£170	£605	£1,540
10' x 12' (3.04m x 3.65m)	£9,710	£955	£16,015	£265	£1,045	£630	£420	£130	£180	£660	£1,775
12' x 12' (3.65m x 3.65m)	£10,600	£1,045	£17,270	£290	£1,155	£705	£460	£165	£189	£715	£2,020
14' x 12' (4.26m x 3.65m)	£11,500	£1,130	£18,520	£310	£1,285	£775	£500	£165	£200	£765	£2,255
16' x 12' (4.87m x 3.65m)	£12,390	£1,225	£19,770	£340	£1,400	£850	£540	£200	£210	£820	£2,495
18' x 12' (5.48m x 3.65m)	£13,285	£1,315	£21,025	£360	£1,525	£915	£580	£200	£220	£875	£2,730
20' x 12' (6.09m x 3.65m)	£14,175	£1,400	£22,260	£385	£1,640	£990	£615	£200	£230	£930	£2,970
22' X 12' (6.70m x 3.65m)	£15,070	£1,495	£23,515	£410	£1,760	£1050	£650	£230	£240	£980	£3,200

The Huntington - Includes EPDM and MDF Internals


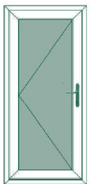






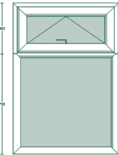

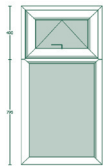


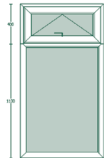


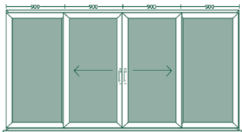
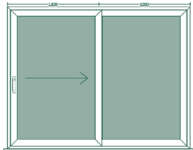
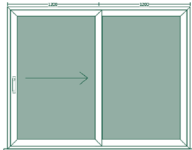
Size	Building Price	Concealed Nailing	Cedar	Insulated Floor	External Painting (Not Cedar)	Laminate Floor	Guttering & Downpipe (Black/White)	Bearers	Plinth Kit (3 Sides)
8' x 8' (2.43m x 2.43m)	£4,700	£690	£7,770	£195	£600	£470	£120	£105	£75
9' x 9' (2.74m x 2.74m)	£5,350	£780	£8,820	£240	£720	£590	£145	£115	£85
10' x 10' (3.04m x 3.04m)	£5,895	£870	£9,735	£240	£835	£710	£165	£115	£95
11' x 11' (3.35m x 3.35m)	£7,420	£960	£12,235	£290	£960	£825	£185	£165	£115
12' x 12' (3.65m x 3.65m)	£8,920	£1,045	£14,725	£290	£1,080	£945	£205	£165	£130

The Qube Signature Cedar - Includes 2ft Verandah, MDF Internal, Side Wings, Sliding Patio Doors, Composite Decking, Guttering and Insulated Floor

6ft Gable Size including 2' Verandah	Qube	8ft Gable Size including 2' Verandah	Qube	10ft Gable Size including 2' Verandah	Qube	12ft Gable Size including 2' Verandah	Qube	14ft Gable Size including 2' Verandah	Qube
10' x 8' (3.04m x 2.43m)	£8,850	10' x 10' (3.04m x 3.04m)	£10,425	10' x 12' (3.04m x 3.65m)	£15,540	10' x 14' (3.04m x 4.26m)	£19,420	10' x 16' (3.04m x 4.87m)	£23,300
12' x 8' (3.65m x 2.43m)	£10,320	12' x 10' (3.65m x 3.04m)	£11,850	12' x 12' (3.65m x 3.65m)	£17,100	12' x 14' (3.65m x 4.26m)	£21,260	12' x 16' (3.65m x 4.87m)	£25,410
14' x 8' (4.26m x 2.43m)	£11,795	14' x 10' (4.26m x 3.04m)	£13,700	14' x 12' (4.26m x 3.65m)	£18,770	14' x 14' (4.26m x 4.26m)	£22,995	14' x 16' (4.26m x 4.87m)	£27,330
16' x 8' (4.87m x 2.43m)	£13,230	16' x 10' (4.87m x 3.04m)	£15,120	16' x 12' (4.87m x 3.65m)	£20,225	16' x 14' (4.87m x 4.26m)	£24,780	16' x 16' (4.87m x 4.87m)	£29,350
18' x 8' (5.48 x 2.43m)	£14,740	18' x 10' (5.48m x 3.04m)	£16,620	18' x 12' (5.48m x 3.65m)	£21,795	18' x 14' (5.48m x 4.26m)	£26,565	18' x 16' (5.48m x 4.26m)	£31,345
20' x 8' (6.09m x 2.43m)	£16,210	20' x 10' (6.09m x 3.04m)	£18,075	20' x 12' (6.09m x 3.65m)	£23,345	20' x 14' (6.09m x 4.26m)	£28,340	20' x 16' (6.09m x 4.87m)	£33,280
22' x 8' (6.70m x 2.43m)	£17,690	22' x 10' (6.70m x 3.04m)	£19,565	22' x 12' (6.70m x 3.65m)	£24,885	22' x 14' (6.7m x 4.26m)	£30,165	22' x 16' (6.7m x 4.87m)	£35,385
24' x 8' (7.31m x 2.43m)	£19,045	24 x 10' (7.31m x 3.04m)	£21,035	24 x 12' (7.31m x 3.65m)	£26,470	24' x 14' (7.31m x 4.26m)	£31,915	24' x 16' (7.31m x 4.87m)	£37,355

T & G Internal Matchboards +5% of the building cost (Max £1000) Split Sections (for standard doorway only) +7% of the building cost (Max £1000) Difficult/Limited Access - Price On Application 1 Board Higher +5% of the building cost (Max £1000) Increased Height Cedar Buildings - Price on Application. Additional Paint + £21



5FT DOUBLE DOORS (1653mm W x 2008mm H) <i>Available in Timber Georgian</i>	4FT DOUBLE DOORS (1233mm W x 2008mm H) <i>Available in Timber Georgian</i>	SINGLE DOOR (890mm W x 2008mm H)	SINGLE SOLID UPVC PANEL DOOR (890mm W x 2008mm H)	T10 CASEMENT WINDOW (585mm W x 2008mm H)
				
£1100	£1035	£510	£650	£185
T10 LEA CASEMENT WINDOW (585mm W x 2008mm H)	T15 CASEMENT WINDOW (795mm W x 2008mm H)	T15 LEA CASEMENT WINDOW (795mm W x 2008mm H)	T2 CASEMENT WINDOW (795mm W x 1195mm H)	T2 LEA CASEMENT WINDOW (795mm W x 1195mm H)
				
£295	£200	£350	£180	£270
T1 CASEMENT WINDOW (585mm W x 1195mm H)	T1 LEA CASEMENT WINDOW (585mm W x 1195mm H)	TOP HOPPER CASEMENT WINDOW (795mm W x 440mm H)	A12 CASEMENT WINDOW (795mm W x 1530mm H) <i>Available in Timber Georgian</i>	A12 LEA CASEMENT WINDOW (795mm W x 1530mm H) <i>Available in Timber Georgian</i>
				
£160	£255	£150	£198	£295
A12 FULL OPENER CASEMENT WINDOW (795mm W x 1530mm H) <i>Available in Timber Georgian</i>	SINGLE DOOR WITH SIDE PANEL (1233mm W x 2008mm H)	IN-LINE PATIO DOOR (3600mm W x 1970mm H) <i>Only Available in Qube</i>	IN-LINE PATIO DOOR (3000mm W x 1970mm H) <i>Only Available in Qube</i>	IN-LINE PATIO DOOR (2400mm W x 1980mm H) <i>Only Available in Qube</i>
				
£265	£770	Upgrade £1,190 (£3,560)	Upgrade £300 (1,780)	Included With The Qube (£1,670)

Frosted Glass or Georgian Bar +5% of window/doors cost. Internal Primed Door - £225 (762mm (W)x 1981mm (H). Bespoke windows will be priced on application.

