



UK Garden Buildings Elite Price List

'UK Garden Buildings Rugeley Ltd' is an introducer appointed representative of Ideal Sales Solutions Ltd T/A Ideal4Finance. Ideal Sales Solutions is a credit broker and not a lender (FRN 703401). Finance available subject to status. The rate offered is always provisional and will depend upon your personal circumstances, the loan amount and term.





The Dalbury/Combination/Canopy - Includes EPDM Rubber Roof and MDF Internals

6ft Gable Size	Building Price	Concealed Nailing	Cedar	Insulated Floor	External Painting (Not Cedar)	Laminate Floor	Internal Painting	Guttering & Downpipe (Black/White)	Bearers	Plinth Kit (3 Sides)
8' x 6' (2.43m x 1.82m)	£2,920	£460	£4,810	£150	£490	£390	£305	£70	£65	£90
10' x 6' (3.04m x 1.82m)	£3,510	£540	£5,790	£175	£540	£420	£345	£80	£80	£90
12' x 6' (3.65m x 1.82m)	£4,105	£620	£6,775	£195	£595	£455	£390	£85	£115	£100
14' x 6' (4.26m x 1.82m)	£4,700	£700	£7,750	£220	£650	£490	£435	£95	£115	£105
16' x 6' (4.87m x 1.82m)	£5,295	£785	£8,730	£240	£705	£520	£475	£105	£150	£115
18' x 6' (5.48m x 1.82m)	£5,890	£865	£9,710	£260	£755	£555	£520	£110	£150	£125
20' x 6' (6.09m x 1.82m)	£6,480	£945	£10,695	£280	£810	£585	£585	£120	£150	£130
22' x 6' (6.70m x 1.82m)	£7,075	£1,030	£11,665	£305	£865	£620	£620	£130	£180	£140
24' x 6' (7.31m x 1.82m)	£7,670	£1,110	£12,650	£325	£920	£650	£650	£140	£245	£150
Additional 2ft	£595	£85	£980	£20	£55	£35	£35	£10	£20	£5
8ft Gable Size	Building Price	Concealed Nailing	Cedar	Insulated Floor	External Painting (Not Cedar)	Laminate Floor	Internal Painting	Guttering & Downpipe (Black/White)	Bearers	Plinth Kit (3 Sides)
8' x 8' (2.43m x 2.43m)	£3,240	£540	£5,350	£175	£540	£420	£345	£70	£95	£100
10' x 8' (3.04m x 2.43m)	£3,890	£620	£6,415	£195	£595	£465	£390	£80	£95	£110
12' x 8' (3.65m x 2.43m)	£4,535	£705	£7,485	£220	£650	£510	£435	£85	£125	£115
14' x 8' (4.26m x 2.43m)	£5,185	£785	£8,555	£240	£705	£550	£475	£95	£125	£125
16' x 8' (4.87m x 2.43m)	£5,835	£865	£9,625	£260	£755	£585	£520	£105	£160	£130
18' x 8' (5.48m x 2.43m)	£6,480	£945	£10,695	£280	£810	£615	£565	£115	£160	£140
20' x 8' (6.09m x 2.43m)	£7,130	£1,025	£11,760	£305	£865	£650	£605	£120	£160	£145
22' x 8' (6.70m x 2.43m)	£7,780	£1,110	£12,830	£325	£920	£725	£650	£130	£190	£155
24' x 8' (7.31m x 2.43m)	£8,425	£1,190	£13,900	£345	£975	£770	£690	£140	£255	£165
Additional 2ft	£650	£80	£1,070	£25	£55	£45	£45	£10	£15	£5
10ft Gable Size	Building Price	Concealed Nailing	Cedar	Insulated Floor	External Painting (Not Cedar)	Laminate Floor	Internal Painting	Guttering & Downpipe (Black/White)	Bearers	Plinth Kit (3 Sides)
8' x 10' (2.43m x 3.04m)	£3,890	£620	£6,415	£195	£595	£465	£390	£70	£105	£115
10' x 10' (3.04m x 3.04m)	£4,590	£705	£7,575	£215	£650	£520	£435	£80	£105	£125
12' x 10' (3.65m x 3.04m)	£5,295	£785	£8,735	£240	£705	£575	£475	£85	£135	£130
14' x 10' (4.26m x 3.04m)	£5,995	£865	£9,915	£260	£755	£625	£520	£95	£135	£140
16' x 10' (4.87m x 3.04m)	£6,695	£945	£10,985	£280	£810	£680	£565	£105	£170	£145
18' x 10' (5.48m x 3.04m)	£7,400	£1,025	£12,055	£305	£865	£735	£605	£115	£170	£155
20' x 10' (6.09m x 3.04m)	£8,100	£1,110	£13,125	£325	£920	£790	£650	£120	£170	£165
22' x 10' (6.70m x 3.04m)	£8,805	£1,190	£14,190	£345	£975	£845	£690	£130	£200	£170
24' x 10' (7.31m x 3.04m)	£9,505	£1,270	£15,260	£370	£1,025	£895	£735	£140	£265	£180
Additional 2ft	£705	£85	£1,155	£25	£55	£55	£45	£10	£20	£5





The Dalbury/Combination/Canopy - Includes EPDM Rubber Roof and MDF										
12ft Gable Size	Building Price	Concealed Nailing	Cedar	Insulated Floor	External Painting (Not Cedar)	Laminate Floor	Internal Painting	Guttering & Downpipe (Black/White)	Bearers	Plinth Kit (3 Sides)
8' x 12' (2.43m x 3.65m)	£5,620	£785	£10,140	£215	£650	£508	£435	£70	£115	£90
10' x 12' (3.04m x 3.65m)	£6,480	£865	£11,275	£240	£705	£572	£475	£80	£115	£95
12' x 12' (3.65m x 3.65m)	£7,345	£945	£12,410	£260	£755	£637	£520	£85	£145	£100
14' x 12' (4.26m x 3.65m)	£8,210	£1,025	£13,545	£280	£810	£702	£565	£95	£145	£105
16' x 12' (4.87m x 3.65m)	£9,075	£1,110	£14,680	£305	£865	£767	£605	£105	£180	£110
18' x 12' (5.48m x 3.65m)	£9,935	£1,190	£15,810	£325	£920	£832	£650	£115	£180	£115
20' x 12' (6.09m x 3.65m)	£10,800	£1,270	£16,945	£345	£975	£896	£690	£120	£180	£120
22' x 12' (6.70m x 3.65m)	£11,665	£1,350	£18,080	£370	£1,025	£961	£735	£130	£210	£125
24' x 12' (7.31m x 3.65m)	£12,530	£1,430	£19,215	£390	£1,080	£1,026	£780	£140	£275	£130
Additional 2ft	£865	£80	£1,245	£25	£55	£65	£45	£10	£20	£5
14ft Gable Size	Building Price	Concealed Nailing	Cedar	Insulated Floor	External Painting (Not Cedar)	Laminate Floor	Internal Painting	Guttering & Downpipe (Black/White)	Bearers	Plinth Kit (3 Sides)
8' x 14' (2.43m x 4.26m)	£6,915	£945	£12,800	£240	£705	£550	£475	£70	£125	£100
10' x 14' (3.04m x 4.26m)	£8,050	£1,025	£14,100	£260	£755	£630	£520	£80	£125	£105
12' x 14' (3.65m x 4.26m)	£9,180	£1,110	£15,390	£280	£810	£705	£565	£85	£160	£110
14' x 14' (4.26m x 4.26m)	£10,315	£1,190	£16,690	£305	£865	£780	£605	£95	£160	£115
16' x 14' (4.87m x 4.26m)	£11,450	£1,270	£17,985	£325	£920	£855	£650	£105	£190	£120
18' x 14' (5.48m x 4.26m)	£12,585	£1,350	£19,280	£350	£975	£930	£690	£115	£190	£125
20' x 14' (6.09m x 4.26m)	£13,715	£1,430	£20,575	£370	£1,025	£1,005	£735	£120	£190	£130
22' x 14' (6.70m x 4.26m)	£14,850	£1,515	£21,870	£390	£1,080	£1,080	£780	£130	£225	£135
24' x 14' (7.31m x 4.26m)	£15,985	£1,595	£23,165	£410	£1,135	£1,160	£825	£140	£290	£140
Additional 2ft	£1,135	£80	£1,300	£25	£55	£80	£45	£10	£20	£5

Partition Price for Dalbury Combination (please note doors are not included)										
6'ft (1.82m)	£325	8'ft (2.43m)	£405	10'ft (3.04m)	£490	12ft (3.65m)	£570	14ft (4.26m)	£650	

Price for Dalbury Canopy - Includes Rear Panel As Standard			
	Standard Canopy (per 2ft)	Half Return	Full Return
6ft Canopy Size	£220	£165	£325
8ft Canopy Size	£300	£200	£405
10ft Canopy Size	£380	£245	£490
12ft Canopy Size	£460	£290	£570
14ft Canopy Size	£540	£325	£650
Cedar Canopy	Priced On Application		





The Kingsley - Includes Felt Tiled Roof and MDF Internals												
Size	Building Price	Concealed Nailing	Cedar	Insulated Floor	External Painting (Not Cedar)	Laminate Floor	Internal Painting	Guttering & Downpipe (Black/White)	Bearers	Plinth Kit (5 Sides)	Cedar Slats	Cedar Shingles/ Slate Eco Tiles
8' x 8' (2.43m x 2.43m)	£6,475	£945	£10,260	£175	£540	£420	£490	£280	£95	£110	£595	£1,190
10' x 10' (3.04m x 3.04m)	£8,635	£1,110	£13,500	£215	£650	£520	£595	£305	£105	£135	£760	£1,515
12' x 12' (3.65m x 3.65m)	£10,795	£1,270	£16,740	£260	£760	£640	£705	£325	£150	£165	£920	£1,840
The Walton - Includes Felt Tiles and MDF Internals												
6ft Gable Size	Building Price	Concealed Nailing	Cedar	Insulated Floor	External Painting (Not Cedar)	Laminate Floor	Internal Painting	Guttering & Downpipe (Black/White)	Bearers	Plinth Kit (3 Sides)	Cedar Slats	Cedar Shingles/ Slate Eco Tiles
8' x 6' (2.43m x 1.82m)	£3,675	£675	£6,245	£150	£620	£390	£350	£140	£65	£80	£350	£690
10' x 6' (3.04m x 1.82m)	£4,375	£760	£7,315	£175	£675	£420	£395	£160	£80	£90	£400	£910
12' x 6' (3.65m x 1.82m)	£5,080	£840	£8,385	£195	£730	£455	£445	£175	£115	£100	£445	£1,125
14' x 6' (4.26m x 1.82m)	£5,780	£920	£9,450	£220	£785	£490	£490	£190	£115	£105	£495	£1,340
16' x 6' (4.87m x 1.82m)	£6,480	£1,000	£10,520	£240	£840	£520	£500	£210	£145	£115	£540	£1,555
18' x 6' (5.48m x 1.82m)	£7,185	£1,080	£11,590	£260	£890	£550	£590	£225	£145	£125	£590	£1,770
20' x 6' (6.09m x 1.82m)	£7,885	£1,160	£12,660	£280	£945	£585	£640	£245	£145	£130	£640	£1,990
22' x 6' (6.70m x 1.82m)	£8,590	£1,245	£13,730	£305	£1,000	£620	£690	£260	£180	£140	£690	£2,205
24' x 6' (7.31m x 1.82m)	£9,290	£1,325	£15,790	£325	£1,055	£650	£760	£280	£245	£150	£735	£2,420
Additional 2ft	£705	£85	£1,070	£25	£55	£35	£70	£20	£20	£5	£50	£220
8ft Gable Size	Building Price	Concealed Nailing	Cedar	Insulated Floor	External Painting (Not Cedar)	Laminate Floor	Internal Painting	Guttering & Downpipe (Black/White)	Bearers	Plinth Kit (3 Sides)	Cedar Slats	Cedar Shingles/ Slate Eco Tiles
8' x 8' (2.43m x 2.43m)	£4,215	£760	£7,810	£175	£675	£420	£455	£140	£95	£100	£395	£910
10' x 8' (3.04m x 2.43m)	£4,970	£840	£8,880	£195	£760	£465	£500	£160	£95	£105	£445	£1,125
12' x 8' (3.65m x 2.43m)	£5,725	£920	£9,950	£220	£840	£510	£540	£175	£125	£115	£490	£1,340
14' x 8' (4.26m x 2.43m)	£6,480	£1,000	£11,020	£240	£920	£550	£585	£190	£125	£125	£540	£1,555
16' x 8' (4.87m x 2.43m)	£7,235	£1,135	£12,085	£260	£1,000	£595	£630	£210	£160	£130	£590	£1,770
18' x 8' (5.48m x 2.43m)	£7,995	£1,215	£13,155	£280	£1,080	£640	£670	£225	£160	£140	£640	£1,990
20' x 8' (6.09m x 2.43m)	£8,750	£1,300	£14,225	£305	£1,160	£680	£715	£245	£160	£145	£685	£2,205
22' x 8' (6.70m x 2.43m)	£9,505	£1,380	£15,295	£325	£1,245	£725	£760	£260	£190	£155	£735	£2,420
24' x 8' (7.31m x 2.43m)	£10,260	£1,460	£16,365	£345	£1,325	£770	£800	£275	£255	£165	£785	£2,635
Additional 2ft	£760	£85	£1,070	£25	£85	£45	£45	£20	£20	£5	£50	£220

T & G Internal Matchboards +5% of the building cost (Max £1000 Split Sections (for standard doorway only) +7% of the building cost (Max £1000) Difficult/Limited Access - Price On Application
1 Board Higher +5% of the building cost (Max £1000) Increased Height Cedar Buildings - Price on Application. Additional Paint + £20





The Walton - Includes Felt Tiled Roof and MDF Internals

10ft Gable Size	Building Price	Concealed Nailing	Cedar	Insulated Floor	External Painting (Not Cedar)	Laminate Floor	Internal Painting	Guttering & Downpipe (Black/White)	Bearers	Plinth Kit (3 Sides)	Cedar Slats	Cedar Shingles/ Slate Eco Tiles
8' x 10' (2.43m x 3.04m)	£5,080	£865	£9,535	£195	£755	£465	£500	£140	£105	£115	£445	£1,125
10' x 10' (3.04m x 3.04m)	£5,885	£945	£10,605	£215	£840	£520	£540	£155	£105	£125	£490	£1,340
12' x 10' (3.65m x 3.04m)	£6,700	£1,025	£10,995	£240	£920	£575	£585	£175	£135	£130	£540	£1,555
14' x 10' (4.26m x 3.04m)	£7,505	£1,110	£12,745	£260	£1,000	£625	£625	£190	£135	£140	£590	£1,770
16' x 10' (4.87m x 3.04m)	£8,315	£1,190	£13,815	£280	£1,080	£680	£670	£210	£170	£145	£640	£1,990
18' x 10' (5.48m x 3.04m)	£9,130	£1,270	£14,885	£305	£1,160	£735	£715	£225	£170	£155	£685	£2,205
20' x 10' (6.09m x 3.04m)	£9,940	£1,350	£15,955	£325	£1,245	£790	£755	£245	£170	£165	£735	£2,420
22' x 10' (6.70m x 3.04m)	£10,745	£1,430	£17,020	£345	£1,325	£845	£800	£260	£200	£170	£785	£2,635
24' x 10' (7.31m x 3.04m)	£11,560	£1,515	£18,090	£370	£1,405	£895	£845	£275	£265	£180	£835	£2,875
Additional 2ft	£810	£85	£1,070	£25	£85	£55	£45	£20	£15	£5	£50	£220
12ft Gable Size	Building Price	Concealed Nailing	Cedar	Insulated Floor	External Painting (Not Cedar)	Laminate Floor	Internal Painting	Guttering & Downpipe (Black/White)	Bearers	Plinth Kit (3 Sides)	Cedar Slats	Cedar Shingles/ Slate Eco Tiles
8' x 12' (2.43m x 3.65m)	£6,375	£1,055	£11,505	£215	£840	£510	£605	£140	£115	£85	£490	£1,340
10' x 12' (3.04m x 3.65m)	£7,400	£1,135	£12,635	£240	£945	£575	£670	£155	£115	£95	£540	£1,555
12' x 12' (3.65m x 3.65m)	£8,425	£1,215	£13,770	£260	£1,055	£640	£735	£175	£145	£100	£590	£1,770
14' x 12' (4.26m x 3.65m)	£9,450	£1,295	£14,905	£280	£1,160	£705	£800	£190	£145	£105	£640	£1,990
16' x 12' (4.87m x 3.65m)	£10,475	£1,380	£16,040	£305	£1,270	£770	£865	£210	£180	£110	£685	£2,205
18' x 12' (5.48m x 3.65m)	£11,505	£1,460	£17,175	£325	£1,380	£835	£930	£225	£180	£115	£735	£2,420
20' x 12' (6.09m x 3.65m)	£12,530	£1,540	£18,305	£345	£1,485	£895	£995	£245	£180	£120	£785	£2,635
22' x 12' (6.70m x 3.65m)	£13,555	£1,620	£19,440	£370	£1,595	£960	£1,060	£260	£210	£125	£835	£2,850
24' x 12' (7.31m x 3.65m)	£14,580	£1,705	£20,575	£390	£1,700	£1,025	£1,125	£275	£275	£130	£880	£3,070
Additional 2ft	£1,025	£85	£1,135	£25	£110	£65	£65	£20	£20	£5	£50	£220
14ft Gable Size	Building Price	Concealed Nailing	Cedar	Insulated Floor	External Painting (Not Cedar)	Laminate Floor	Internal Painting	Guttering & Downpipe (Black/White)	Bearers	Plinth Kit (3 Sides)	Cedar Slats	Cedar Shingles/ Slate Eco Tiles
8' x 14' (2.43m x 4.26m)	£7,885	£1,190	£13,665	£240	£920	£550	£715	£140	£125	£95	£540	£1,555
10' x 14' (3.04m x 4.26m)	£9,020	£1,270	£14,905	£260	£1,055	£625	£780	£155	£125	£105	£590	£1,770
12' x 14' (3.65m x 4.26m)	£10,155	£1,350	£16,145	£280	£1,190	£705	£845	£175	£160	£105	£640	£1,990
14' x 14' (4.26m x 4.26m)	£11,290	£1,430	£17,390	£305	£1,325	£780	£910	£190	£160	£115	£685	£2,205
16' x 14' (4.87m x 4.26m)	£12,420	£1,515	£18,630	£325	£1,460	£855	£975	£210	£190	£120	£735	£2,420
18' x 14' (5.48m x 4.26m)	£13,555	£1,595	£21,465	£345	£1,595	£930	£1,040	£225	£190	£125	£785	£2,635
20' x 14' (6.09m x 4.26m)	£14,690	£1,675	£21,115	£370	£1,730	£1,005	£1,105	£245	£190	£130	£835	£2,850
22' x 14' (6.70m x 4.26m)	£15,825	£1,755	£22,355	£390	£1,865	£1,080	£1,165	£260	£220	£135	£880	£3,070
24' x 14' (7.31m x 4.26m)	£16,955	£1,835	£23,600	£410	£1,995	£1,155	£1,230	£275	£285	£140	£930	£3,285
Additional 2ft	£1,135	£85	£1,245	£25	£135	£75	£65	£20	£20	£5	£50	£220



Partition Price for Walton (please note doors are not included)

6'ft (1.82m)	£405	8'ft (2.43m)	£485	10'ft (3.04m)	£570	12ft (3.65m)	£650	14ft (4.26m)	£730
---------------------	------	---------------------	------	----------------------	------	---------------------	------	---------------------	------

The Dukesbury - Includes Felt Tiled Roof and MDF Internals

6ft Gable Size	Building Price	Concealed Nailing	Cedar	Insulated Floor	External Painting (Not Cedar)	Laminate Floor	Internal Painting	Guttering & Downpipe (Black/White)	Bearers	Plinth Kit (3 Sides)	Cedar Slats	Cedar Shingles/ Slate Eco Tiles
8' x 6' (2.43m x 1.82m)	£4,860	£515	£7,485	£150	£620	£390	£485	£245	£65	£80	£400	£745
10' x 6' (3.04m x 1.82m)	£5,400	£595	£8,555	£175	£675	£420	£520	£275	£80	£90	£450	£960
12' x 6' (3.65m x 1.82m)	£5,940	£675	£9,625	£195	£730	£455	£550	£310	£115	£100	£500	£1,180
14' x 6' (4.26m x 1.82m)	£6,480	£755	£10,695	£215	£785	£485	£585	£345	£115	£105	£545	£1,395
16' x 6' (4.87m x 1.82m)	£7,020	£840	£11,760	£240	£840	£485	£615	£380	£145	£115	£595	£1,610
18' x 6' (5.48m x 1.82m)	£7,560	£920	£12,830	£260	£890	£550	£650	£415	£145	£125	£645	£1,825
20' x 6' (6.09m x 1.82m)	£8,100	£1,000	£13,900	£280	£945	£585	£680	£450	£145	£130	£690	£2,040
22' x 6' (6.70m x 1.82m)	£8,640	£1,080	£14,970	£305	£1,000	£615	£715	£485	£180	£140	£740	£2,260
8ft Gable Size	Building Price	Concealed Nailing	Cedar	Insulated Floor	External Painting (Not Cedar)	Laminate Floor	Internal Painting	Guttering & Downpipe (Black/White)	Bearers	Plinth Kit (3 Sides)	Cedar Slats	Cedar Shingles/ Slate Eco Tiles
8' x 8' (2.43m x 2.43m)	£5,835	£595	£8,890	£175	£675	£420	£510	£275	£95	£100	£450	£960
10' x 8' (3.04m x 2.43m)	£6,425	£675	£9,960	£195	£755	£465	£550	£310	£95	£105	£500	£1,180
12' x 8' (3.65m x 2.43m)	£7,020	£755	£11,030	£215	£840	£510	£595	£345	£125	£115	£545	£1,395
14' x 8' (4.26m x 2.43m)	£7,615	£840	£12,095	£240	£920	£550	£640	£380	£125	£125	£595	£1,610
16' x 8' (4.87m x 2.43m)	£8,210	£920	£13,165	£260	£1,000	£595	£680	£415	£160	£130	£645	£1,825
18' x 8' (5.48m x 2.43m)	£8,805	£1,000	£14,235	£280	£1,080	£640	£725	£450	£160	£140	£690	£2,040
20' x 8' (6.09m x 2.43m)	£9,395	£1,080	£15,305	£305	£1,160	£680	£770	£485	£160	£145	£740	£2,260
22' x 8' (6.70m x 2.43m)	£9,935	£1,160	£16,375	£325	£1,245	£725	£810	£520	£190	£155	£790	£2,475
10ft Gable Size	Building Price	Concealed Nailing	Cedar	Insulated Floor	External Painting (Not Cedar)	Laminate Floor	Internal Painting	Guttering & Downpipe (Black/White)	Bearers	Plinth Kit (3 Sides)	Cedar Slats	Cedar Shingles/ Slate Eco Tiles
8' x 10' (2.43m x 3.04m)	£6,805	£675	£10,715	£195	£755	£465	£540	£310	£105	£115	£500	£1,180
10' x 10' (3.04m x 3.04m)	£7,505	£755	£11,785	£215	£840	£520	£595	£345	£105	£125	£545	£1,395
12' x 10' (3.65m x 3.04m)	£8,210	£840	£12,850	£240	£920	£575	£650	£380	£135	£130	£595	£1,610
14' x 10' (4.26m x 3.04m)	£8,910	£920	£13,920	£260	£1,000	£625	£705	£415	£135	£140	£645	£1,825
16' x 10' (4.87m x 3.04m)	£9,615	£1,000	£14,990	£280	£1,080	£680	£755	£450	£170	£145	£690	£2,040
18' x 10' (5.48m x 3.04m)	£10,315	£1,080	£16,060	£305	£1,160	£735	£810	£485	£170	£155	£740	£2,260
20' x 10' (6.09m x 3.04m)	£11,015	£1,160	£17,130	£325	£1,245	£790	£865	£520	£170	£165	£790	£2,475
22' x 10' (6.70m x 3.04m)	£11,720	£1,245	£18,200	£345	£1,325	£845	£920	£555	£200	£170	£840	£2,690

*T & G Internal Matchboards +5% of the building cost (Max £1000) Split Sections (for standard doorway only) +7% of the building cost (Max £1000) Difficult/Limited Access - Price On Application
 1 Board Higher +5% of the building cost (Max £1000) Increased Height Cedar Buildings - Price on Application. Additional Paint + £20*



The Dukesbury - Includes Felt Tiles and MDF Internals												
12ft Gable Size	Building Price	Concealed Nailing	Cedar	Insulated Floor	External Painting (Not Cedar)	Laminate Floor	Internal Painting	Guttering & Downpipe (Black/White)	Bearers	Plinth Kit (3 Sides)	Cedar Slats	Cedar Shingles/ Slate Eco Tiles
8' x 12' (2.43m x 3.65m)	£7,995	£785	£13,392	£215	£840	£510	£675	£345	£115	£85	£545	£1,395
10' x 12' (3.04m x 3.65m)	£8,805	£865	£14,526	£240	£945	£575	£730	£380	£115	£95	£595	£1,610
12' x 12' (3.65m x 3.65m)	£9,615	£945	£15,660	£260	£1,055	£640	£785	£415	£145	£100	£645	£1,825
14' x 12' (4.26m x 3.65m)	£10,425	£1,025	£16,794	£280	£1,160	£705	£840	£450	£145	£105	£690	£2,040
16' x 12' (4.87m x 3.65m)	£11,235	£1,110	£17,928	£305	£1,270	£770	£890	£485	£180	£110	£740	£2,260
18' x 12' (5.48m x 3.65m)	£12,045	£1,190	£19,062	£325	£1,380	£835	£945	£520	£180	£115	£790	£2,475
20' x 12' (6.09m x 3.65m)	£12,855	£1,270	£20,196	£345	£1,485	£900	£1,000	£555	£180	£120	£840	£2,690
22' X 12' (6.70m x 3.65m)	£13,665	£1,350	£21,330	£370	£1,595	£960	£1,055	£590	£210	£125	£885	£2,905









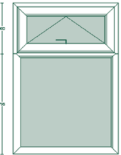

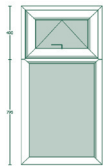


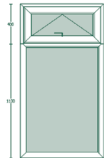


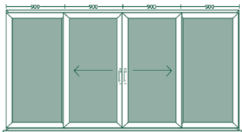
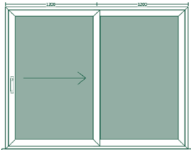
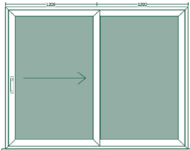
The Huntington - Includes EPDM and MDF Internals											
Size	Building Price	Concealed Nailing	Cedar	Insulated Floor	External Painting (Not Cedar)	Laminate Floor	Internal Painting	Guttering & Downpipe (Black/White)	Bearers	Plinth Kit (3 Sides)	
8' x 8' (2.43m x 2.43m)	£4,265	£620	£7,045	£175	£540	£420	£455	£110	£95	£55	
9' x 9' (2.74m x 2.74m)	£4,850	£705	£8,005	£215	£650	£530	£520	£125	£105	£65	
10' x 10' (3.04m x 3.04m)	£5,345	£785	£8,825	£215	£755	£640	£580	£145	£105	£75	
11' x 11' (3.35m x 3.35m)	£6,725	£865	£11,095	£260	£865	£745	£640	£165	£145	£85	
12' x 12' (3.65m x 3.65m)	£8,090	£945	£13,350	£260	£975	£853	£705	£185	£150	£105	

The Qube Signature Cedar - Includes 2ft Verandah, MDF Internal, Internal Painting, Side Wings, Sliding Patio Doors, Composite Decking, Guttering and Insulated Floor									
6ft Gable Size including 2' Verandah	Qube	8ft Gable Size including 2' Verandah	Qube	10ft Gable Size including 2' Verandah	Qube	12ft Gable Size including 2' Verandah	Qube	14ft Gable Size including 2' Verandah	Qube
10' x 8' (3.04m x 2.43m)	£8,020	10' x 10' (3.04m x 3.04m)	£9,450	10' x 12' (3.04m x 3.65m)	£14,095	10' x 14' (3.04m x 4.26m)	£17,615	10' x 16' (3.04m x 4.87m)	£21,135
12' x 8' (3.65m x 2.43m)	£9,355	12' x 10' (3.65m x 3.04m)	£10,745	12' x 12' (3.65m x 3.65m)	£15,510	12' x 14' (3.65m x 4.26m)	£19,280	12' x 16' (3.65m x 4.87m)	£23,050
14' x 8' (4.26m x 2.43m)	£10,695	14' x 10' (4.26m x 3.04m)	£12,420	14' x 12' (4.26m x 3.65m)	£16,930	14' x 14' (4.26m x 4.26m)	£20,855	14' x 16' (4.26m x 4.87m)	£24,785
16' x 8' (4.87m x 2.43m)	£12,005	16' x 10' (4.87m x 3.04m)	£13,715	16' x 12' (4.87m x 3.65m)	£18,340	16' x 14' (4.87m x 4.26m)	£22,475	16' x 16' (4.87m x 4.87m)	£26,610
18' x 8' (5.48 x 2.43m)	£13,365	18' x 10' (5.48m x 3.04m)	£15,070	18' x 12' (5.48m x 3.65m)	£19,765	18' x 14' (5.48m x 4.26m)	£24,095	18' x 14' (5.48m x 4.26m)	£28,425
20' x 8' (6.09m x 2.43m)	£14,700	20' x 10' (6.09m x 3.04m)	£16,395	20' x 12' (6.09m x 3.65m)	£21,170	20' x 14' (6.09m x 4.26m)	£25,705	20' x 16' (6.09m x 4.87m)	£30,185
22' x 8' (6.70m x 2.43m)	£16,040	22' x 10' (6.70m x 3.04m)	£17,740	22' x 12' (6.70m x 3.65m)	£22,575	22' x 14' (6.7m x 4.26m)	£27,335	22' x 16' (6.7m x 4.87m)	£32,100
24' x 8' (7.31m x 2.43m)	£17,270	24 x 10' (7.31m x 3.04m)	£19,075	24 x 12' (7.31m x 3.65m)	£24,010	24' x 14' (7.31m x 4.26m)	£28,945	24' x 16' (7.31m x 4.87m)	£33,880

T & G Internal Matchboards +5% of the building cost (Max £1000) Split Sections (for standard doorway only) +7% of the building cost (Max £1000) Difficult/Limited Access - Price On Application 1 Board Higher +5% of the building cost (Max £1000) Increased Height Cedar Buildings - Price on Application. Additional Paint + £20





5FT DOUBLE DOORS (1653mm W x 2008mm H) <i>Available in Timber Georgian</i>	4FT DOUBLE DOORS (1233mm W x 2008mm H) <i>Available in Timber Georgian</i>	SINGLE DOOR (890mm W x 2008mm H)	SINGLE SOLID UPVC PANEL DOOR (890mm W x 2008mm H)	T10 CASEMENT WINDOW (585mm W x 2008mm H)
				
£1000	£940	£460	£590	£165
T10 LEA CASEMENT WINDOW (585mm W x 2008mm H)	T15 CASEMENT WINDOW (795mm W x 2008mm H)	T15 LEA CASEMENT WINDOW (795mm W x 2008mm H)	T2 CASEMENT WINDOW (795mm W x 1195mm H)	T2 LEA CASEMENT WINDOW (795mm W x 1195mm H)
				
£265	£180	£315	£160	£245
T1 CASEMENT WINDOW (585mm W x 1195mm H)	T1 LEA CASEMENT WINDOW (585mm W x 1195mm H)	TOP HOPPER CASEMENT WINDOW (795mm W x 440mm H)	A12 CASEMENT WINDOW (795mm W x 1530mm H) <i>Available in Timber Georgian</i>	A12 LEA CASEMENT WINDOW (795mm W x 1530mm H) <i>Available in Timber Georgian</i>
				
£145	£230	£135	£180	£265
A12 FULL OPENER CASEMENT WINDOW (795mm W x 1530mm H) <i>Available in Timber Georgian</i>	SINGLE DOOR WITH SIDE PANEL (1233mm W x 2008mm H)	IN-LINE PATIO DOOR (3600mm W x 1970mm H) <i>Only Available in Qube</i>	IN-LINE PATIO DOOR (3000mm W x 1970mm H) <i>Only Available in Qube</i>	IN-LINE PATIO DOOR (2400mm W x 1980mm H) <i>Only Available in Qube</i>
				
£240	£700	Upgrade £1,080 (£3,235)	Upgrade £270 (£1,615)	Included With The Qube (£1,510)

Frosted Glass or Georgian Bar +5% of window/doors cost. Internal Primed Door - £215 (762mm (W)x 1981mm (H). Bespoke windows will be priced on application.

